


Special Word Service Project

Talk with your family and friends about ways you can live out your word in your community. Think big! Then plan a service project with this kit.




Need ideas?

Use these ideas to get you started. Think about your special word and how you could use it to help the people you know!




Spend some time helping to care for your local community garden.

Gather some friends to pick up trash in a park or popular area.



Make an art mural for your school or community center with positive words and messages.

Design postcards or notes with positive messages on them and give them to friends and family to use as greeting cards.



Create a video compilation with positive words and messages to share online (with an adult's permission).

Special Word Service Project Planning Worksheet

My Special Word is

Step 1: Brainstorm!

Use the space below to list as many ideas as you can think of!
Write, draw, doodle - anything to get your creativity flowing.

Special Word Service Project Planning Worksheet

Step 2: Decide

Pick one of your ideas from the brainstorming step and elaborate. How would it help others? How does it relate to your special word? Come back to these answers when you need to focus your project or make decisions about what to include or leave out.

Project Goal

How will my project help others?

Project Driver

How does my project help me live out my special word?

You will continue with this one idea for the rest of the steps, but if you get stuck don't worry! You can always come back to this step and start fresh with a new idea from the brainstorming section!

Special Word Service Project Planning Worksheet

Step 3: Plan

Use the next pages of the worksheet to begin planning your project. Remember to get an adult's permission and advice when making your plan. Any time you get stuck or off-track when filling out these sections, go back to your Project Goal and Project Driver from Step 2. Everything you choose to do should support those two ideas!

Supplies

List items you will need to get your project done.

Special Word Service Project Planning Worksheet

Location & Time

Decide when and where your project will take place.

Timeline

Think about how long your project might take. Sometimes setting smaller goals for long projects can make them easier to manage.

Project Supporters

List 2-3 adults that can support you as you work on your project.

Special Word Service Project Planning Worksheet

Steps to Complete My Project

Write out step-by-step how your project will be completed.

Special Word Service Project Planning Worksheet

Safety

List things you can do to make sure you and others who participate in your project are safe before, during, and after the project is done.

Limitations

Brainstorm problems you could face and how you might solve them.

Special Word Service Project Planning Worksheet

Visualize

Use this page to make any sketches you might need for your project!
If you don't need this space, you can skip this page or use it for any other planning related to your project.

Special Word Service Project Planning Worksheet

Step 4: Do it!

You've done all the planning, gotten permission from everyone involved, and gathered your supplies. Now you're ready to make your project happen!

Step 5: Reflection

Use this space to write your thoughts about your project after it's done. What went well? What didn't go well? Did you learn anything new? What might you do differently if you did this project again?